


HOUSE OF
TECHNOLOGY



- en del af **mercantec**⁺



Cisco

- routere og switche

Konfigurations kommandoer

Adgangsmetoder

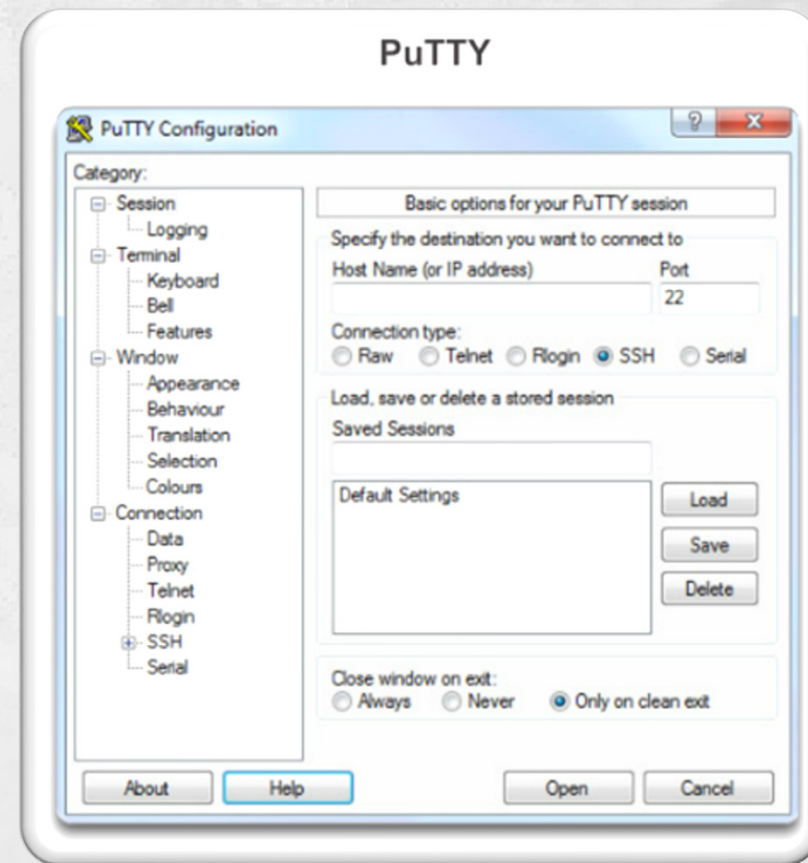


- Telnet eller SSH
- AUX modem port
- Konsol
 - Bruges til "første gangs" konfigurationer
 - Kræver det rigtige kabel
 - DB9 til RJ45 – "Blå kabel" – "Cisco Roll-over cable"
 - USB mini



Terminal Emulering

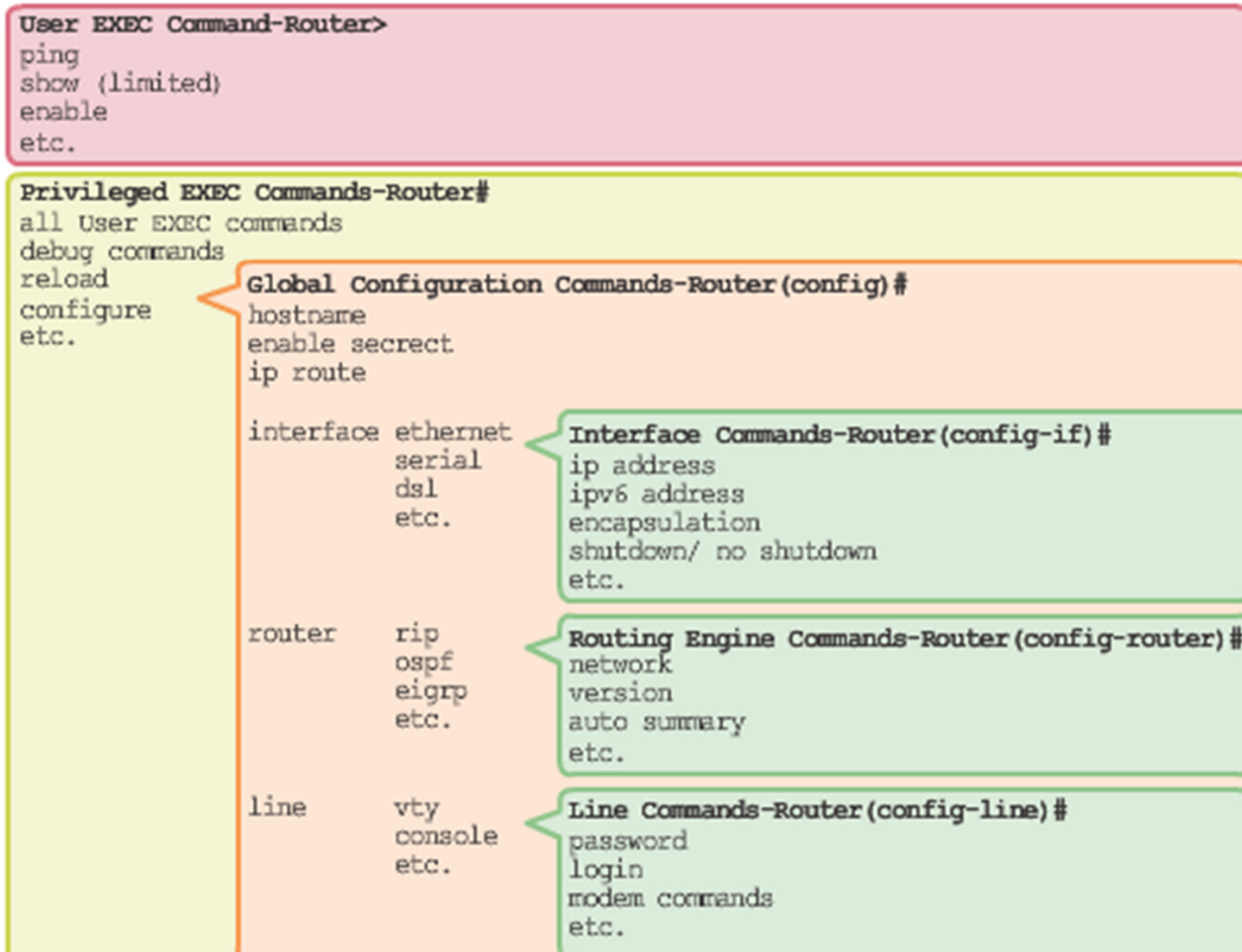
- Terminal Emulering programmer
 - PuTTY
 - Tera term
 - SecureCRT
 - HyperTerminal
 - OS X Terminal



Konfigurationsniveauer



IOS Mode Hierarchical Structure



- Adgang til User-Exec Mode
 - Nogle show kommandoer
 - Show clock som vist her finde også i User-Exec
- Adgang til Priv-Exec mode
 - Enable kommandoen giver adgang
 - Evt. kodeord nødvendigt
 - Flere show kommandoer
 - Nulstilling af counters og konfiguration
 - Genstarte

```
TKSW308>enable
Password:
TKSW308#show clock
16:33:00.706 CET+1 Sun Sep 21 2014
TKSW308#disable
TKSW308>
```

”Global config mode”

- Ændre konfigurationsparametre
 - Alt det generelle
 - Hostname
 - Tids server
 - Password

```
TKSW308>enable
Password:
TKSW308#configure terminal
Enter configuration commands, one per line. End with CNTL/Z.
TKSW308 (config)#hostname MinSwitch
MinSwitch(config)#exit
MinSwitch#
```

- Ændre egenskaber for interfacet
 - Beskrivelser
 - Duplex
 - Speed
 - Data VLAN
 - Shutdown

```
TKSW308 (config)#interface FastEthernet 0/1
TKSW308 (config-if)#description Demo
TKSW308 (config-if)#exit
```

Hjælp i configurationen

- Kontrollere kommandoer og syntax

```
TKSW308(config)#interface ?  
Async          Async interface  
BVI            Bridge-Group Virtual Interface  
CTunnel       CTunnel interface  
Dialer        Dialer interface  
FastEthernet  FastEthernet IEEE 802.3
```

```
TKSW308(config)#i  
% Incomplete command.
```

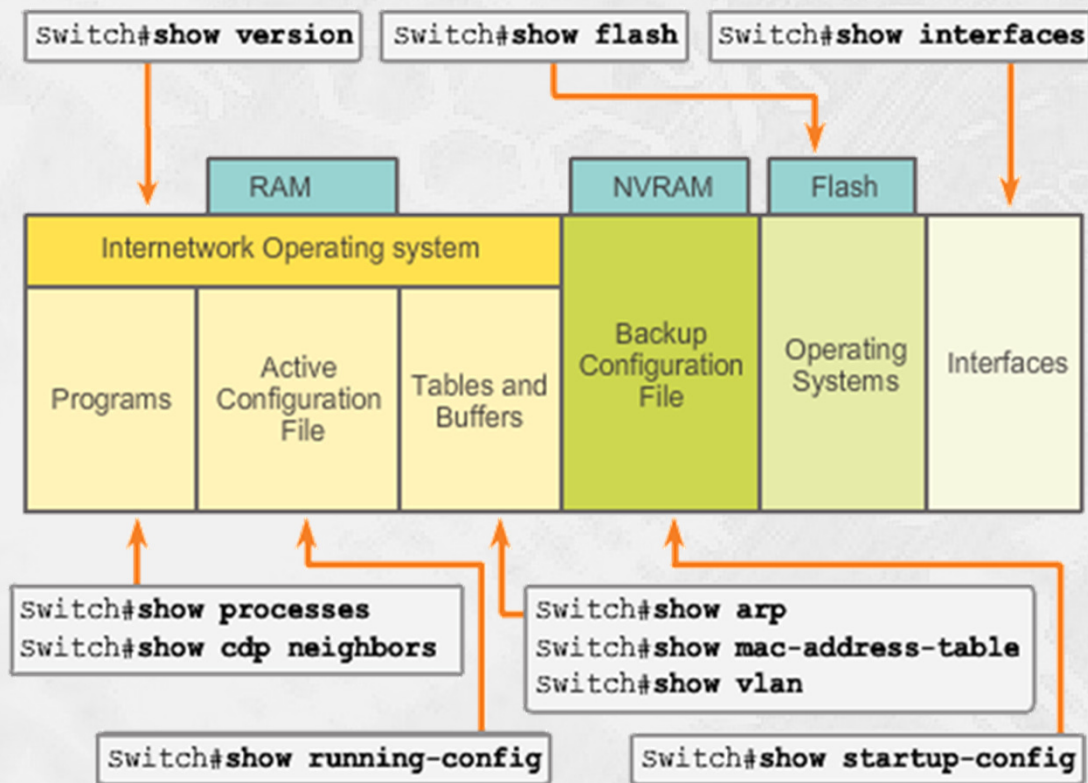
```
TKSW308(config)#i ?  
Global IP configuration subcommands:  
Async          Async interface  
BVI            Bridge-Group Virtual Interface  
CTunnel       CTunnel interface  
Dialer        Dialer interface
```

```
TKSW308(config)#interface fast 0/1  
TKSW308(config-if)#
```

```
TKSW308#  
% Ambiguous command: "c"  
TKSW308#c?  
cd          clear  clock  cns  configure  
connect  copy  
TKSW308#c
```


”Show” kommandoer

- Viser et øjebliksbillede



Opgave

- Hent Putty med Ninite(ninite.com)
 - LibreOffice
 - Chrome
- Forbind med telnet 192.168.146.2
 - Password "cisco"
- Find versionsnummeret
 - Show version