


Cisco Konfiguration



HOUSE OF
TECHNOLOGY



- en del af **mercantec**⁺

Konfigurations kommandoer



Adgang metoder


HOUSE OF
TECHNOLOGY



- en del af **mercantec**⁺

- Telnet eller SSH
- AUX modem port
- Konsol
 - Bruges til første gang konfiguration
 - Kræver der rigtige kabel
 - DB9 til RJ45
 - USB mini







HOUSE OF TECHNOLOGY
- an eat at mercantec®

Terminal Emulering

- Terminal Emulering's programmer
 - PuTTY
 - Tera term
 - SecureCRT
 - HyperTerminal
 - OS X Terminal



PuTTY



HOUSE OF TECHNOLOGY
- an eat at mercantec®

Konfiguration

IOS Mode Hierarchical Structure

```

User EXEC Command-Router>
ping
show (limited)
enable
etc.

Privileged EXEC Commands-Router#
all User EXEC commands
debug commands
reload
configure
etc.

Global Configuration Commands-Router (config) #
hostname
enable secret
ip route

interface ethernet
serial
dsl
etc.

router
  rip
  ospf
  eigrp
  etc.

line
  vty console
  etc.

Interface Commands-Router (config-if) #
ip address
ipv6 address
encapsulation
shutdown/ no shutdown
etc.

Routing Engine Commands-Router (config-router) #
network
version
auto summary
etc.

Line Commands-Router (config-line) #
password
login
modem commands
etc.

```



Adgang privilegier

- Adgang til User-Exec Mode
 - Nogle show kommandoer
 - Show clock som vist her finde også i User-Exec
- Adgang til Priv-Exec mode
 - Enable kommandoen giver adgang
 - Evt. kodeord nødvendigt
 - Flere show commandoer
 - Nulstilling af counters og konfiguration
 - Genstarte

```
TKSW308>enable
Password:
TKSW308#show clock
16:33:00.706 CET+1 Sun Sep 21 2014
TKSW308#disable
TKSW308>
```



Global Config

- Ændre konfigurations parametre
 - Alt det generelle
 - Hostname
 - Tids server
 - Password

```
TKSW308>enable
Password:
TKSW308#configure terminal
Enter configuration commands, one per line. End with CNTL/Z.
TKSW308 (config)#hostname MinSwitch
MinSwitch(config)#exit
MinSwitch#
```



Interface Conf

- Ændre egenskaber for interfacet
 - Beskrivelser
 - Duplex
 - Speed
 - Data VLAN
 - Shutdown

```
TKSW308 (config)#interface FastEthernet 0/1  
TKSW308 (config-if)#description Demo  
TKSW308 (config-if)#exit
```



Interface Conf

- Ændre egenskaber for interfacet
 - Beskrivelser
 - Duplex
 - Speed
 - Data VLAN
 - Shutdown

```
TKSW308 (config)#interface FastEthernet 0/1  
TKSW308 (config-if)#description Demo  
TKSW308 (config-if)#exit
```



HOUSE OF TECHNOLOGY
-an ddt of mercantec*

Hjælp i configurationen

- Kontrollere kommandoer og syntax

```
TKSW308(config)#interface ?
Async          Async interface
BVI            Bridge-Group Virtual Interface
CTunnel       CTunnel interface
Dialer        Dialer interface
FastEthernet   FastEthernet IEEE 802.3
```


```
TKSW308(config)#interface fast 0/1
TKSW308(config-if)#
```

```
TKSW308(config)#i
% Incomplete command.

TKSW308(config)#i ?
Global IP configuration subcommands:
Async          Async interface
BVI            Bridge-Group Virtual Interface
CTunnel       CTunnel interface
Dialer        Dialer interface
```

```
TKSW308#c
% Ambiguous command: "c"
TKSW308#c?
cd      clear  clock  cns  configure
connect copy
```

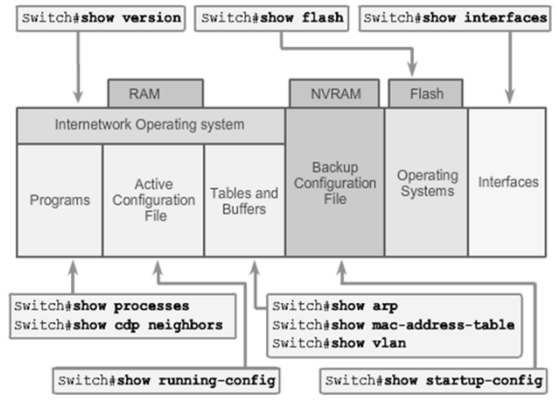
```
TKSW308#c
```



HOUSE OF TECHNOLOGY
-an ddt of mercantec*

Show kommandoer

- Viser et øjebliksbillede



```
Switch#show version
```

```
Switch#show flash
```

```
Switch#show interfaces
```

```
Switch#show processes
```

```
Switch#show cdp neighbors
```

```
Switch#show running-config
```

```
Switch#show startup-config
```

```
Switch#show arp
```

```
Switch#show mac-address-table
```

```
Switch#show vlan
```



Opgave

- Hent Putty med Ninite(ninite.com)
 - LibreOffice
 - Chrome
- Forbind med telnet 192.168.146.2
 - Password "cisco"
- Find versionsnummeret
 - Show version