


Virtual Routers




HOUSE OF
TECHNOLOGY



- en del af **mercantec⁺**


Units

Rasmus Elmholt V1.0



Vlan Tagging

- Konfigurer interfacet til 802.1Q
 - Vlan-tagging
- Opret units for hver vlan
- Konfigurer family inet
- Kæd et unit sammen med et vlan
 - Brug gerne samme nummer



Vlan Tagging


HOUSE OF
TECHNOLOGY



an ahl of mercontec⁺

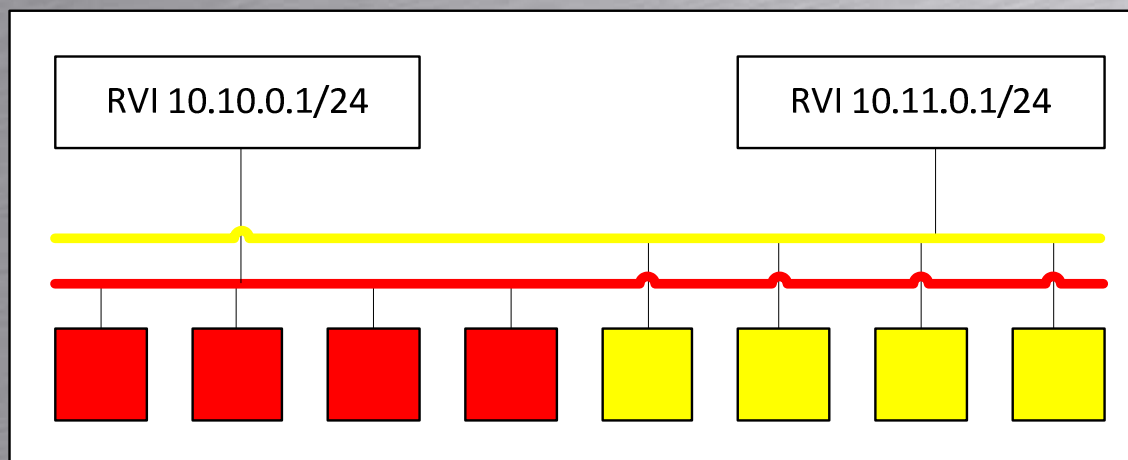
- Eksempel


```
[edit interfaces]
rael@SRX240# show
Ge-0/0/0 {
  description "Fysiske kunde net";
  vlan-tagging;
  unit 10 {
    description "Kunde A";
    vlan-id 10;
    family inet {
      address 10.0.10.1/24;
    }
  }
}
```



Vlan RVI

- Virker som SVI interfaces
- Kæder flere interfaces sammen med det samme subnet





Vlan RVI


HOUSE OF
TECHNOLOGY



an ahl of mercontec⁺

- Opret et VLAN

```
[edit vlans]
rael@SRX240# show
v110 {
    vlan-id 10;
}
v111 {
    vlan-id 11;
}
v112 {
    vlan-id 12;
}
```




Vlan RVI



- Opret et VLAN interface

```
rael@P1# top show interfaces vlan
unit 10 {
    family inet {
        address 10.10.0.1/24;
    }
}
unit 11 {
    family inet {
        address 10.11.0.1/24;
    }
}
unit 12 {
    family inet {
        address 10.12.0.1/24;
    }
}
```




Vlan RVI



- Opret port membership

```
fe-0/0/6 {  
    unit 0 {  
        family ethernet-switching {  
            port-mode trunk;  
            vlan {  
                members [ vl11 vl12 ];  
            }  
        }  
    }  
}
```



Vlan RVI


HOUSE OF
TECHNOLOGY



an ahl of mercontec⁺

- Kæd det sammen

```
[edit vlans]
rael@P1# show
v110 {
    vlan-id 10;
    13-interface vlan.10;
}
v111 {
    vlan-id 11;
    13-interface vlan.11;
}
v112 {
    vlan-id 12;
    13-interface vlan.12;
}
```

Routing Instances




- Der findes forskellige Routing Instance typer under `edit routing-instances`

```
[edit routing-instances CostumerA]
```

```
root@CPE2# set instance-type ?
```

```
Possible completions:
```

<code>forwarding</code>	Forwarding instance
<code>l2vpn</code>	Layer 2 VPN routing instance
<code>no-forwarding</code>	Nonforwarding instance
<code>virtual-router</code>	Virtual routing instance
<code>vpls</code>	VPLS routing instance
<code>vrf</code>	Virtual routing forwarding instance



Routing Instances


HOUSE OF
TECHNOLOGY



an ahl of mercontec⁺

- Eksempel

```
[edit routing-instances CostumerA]
root@CPE2# show
instance-type virtual-router;
interface fe-0/0/5.10;
interface fe-0/0/6.11;
interface lo0.1;
routing-options {
    static route 10.0.0.0/24 next-hop 172.16.4.1;
    router-id 10.0.0.1;
    autonomous-system 65000;
}
protocols {
    bgp {
        group CostumerA {
            neighbor 192.168.0.1;
        }
    }
}
```



Routing Instances

- Fejlfinding
 - Show route table CostumerA.inet.0
 - Show interface terse routing-instance